

2.5mm WTB (JFC) Series Connector:



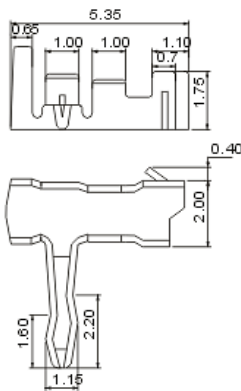
SPECIFICATIONS

Pitch: 2.5 mm
 Useable Wire Range: AWG 28# ~ 22#
 Current Rating: 3A, AC, DC
 Voltage Rating: 250V, AC, DC
 Operating Temperature: -25°C ~ +85°C
 Relative Humidity: 93%, +40°C
 Dielectric Withstanding: 1000V AC/minute
 Contact Resistance: ≤ 20 mΩ/Contact
 Insulator Resistance: ≥ 1000 MΩ at 100V

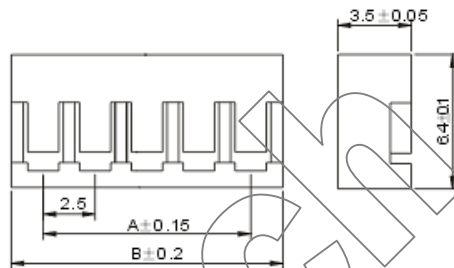
Material:
 Housing: Nylon66/ Nylon6T, UL94V-0
 Terminal: Phosphor Bronze

ROHS Compliance

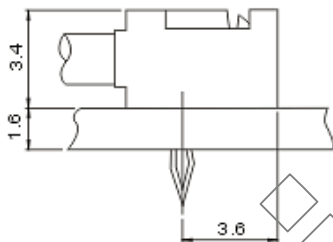
JFC-T



JFC-XP



ASSEMBLY DIAGRAM



Circuit	Part No.	Dimensions (mm)	
		A	B
2	JFC-2P	2.50	5.60
3	JFC-3P	5.00	8.10
4	JFC-4P	7.50	10.60
5	JFC-5P	10.00	13.10
6	JFC-6P	12.50	15.60
7	JFC-7P	15.00	18.10
8	JFC-8P	17.50	20.60
9	JFC-9P	20.00	23.10
10	JFC-10P	22.50	25.60
11	JFC-11P	25.00	28.10
12	JFC-12P	27.50	30.60
13	JFC-13P	30.00	33.10
14	JFC-14P	32.50	35.60
15	JFC-15P	35.00	38.10